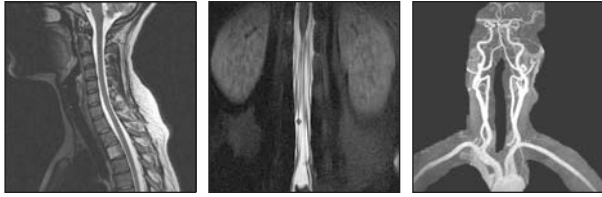


IMAGING SERVICES



3T IMAGING

- Ultra high-field, Magnetic Resonance Imaging (MRI)
- 16-slice Computed Tomography (CT)
- General, Vascular, Musculoskeletal Ultrasound
 - Digital X-ray
- Arthrography and Myelography

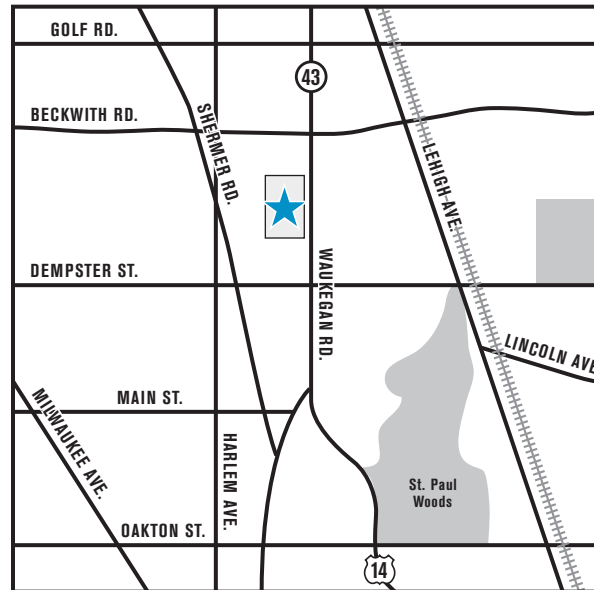
Our center provides state-of-the-art, high-quality diagnostic imaging services and patient-centered care. It is our goal to act as an imaging resource that serves as an extension of area medical practices.

We strive to exceed your expectations by providing a comfortable environment that brings together the technology, imaging skills, expertise, responsiveness, and excellent care physicians require and patients deserve.

To schedule an appointment, simply call us at 847.213.2700

ABOUT OUR PHYSICIANS

All studies performed at 3T Imaging are interpreted by board-certified fellowship trained radiologists with training in musculoskeletal, neuro, vascular and general magnetic resonance imaging.



9000 Waukegan Rd., Suite 110
Morton Grove, Illinois 60053

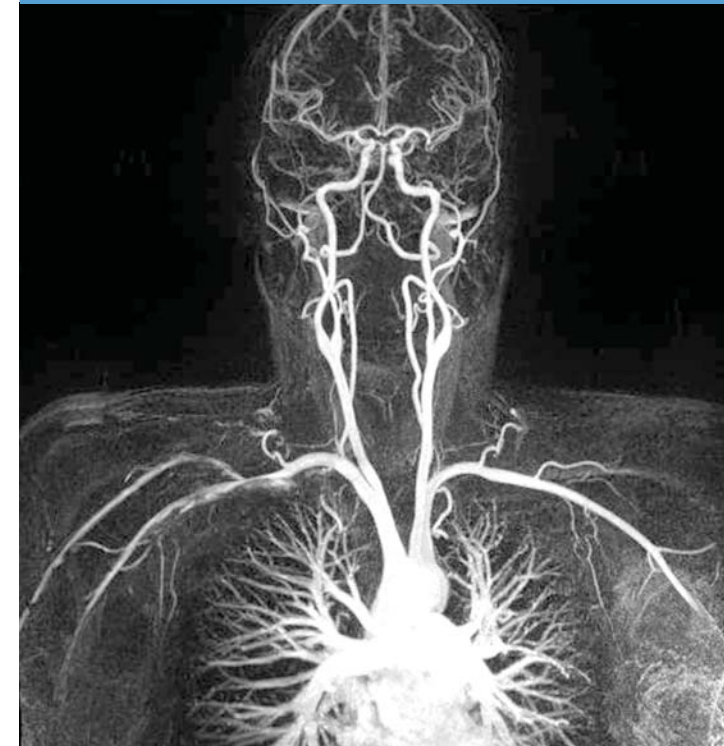
P 847.213.2700

F 847.213.2709

www.3TImaging.com



Offering Chicagoland's First
Clinical 3 Tesla MRI



World Class Technology...

Premier Setting...

Uncompromising Care...

ULTRA HIGH-FIELD MRI

4 times the strength of open MRI facilities and twice the strength of any North Shore hospital equipment

Generating results that provide better images and shorter scan times for you!

Insurance companies pay the same amount for low & high-field MRI, don't compromise with a lower field-strength — Choose 3T Imaging.

Take advantage of our state-of-the-art technology and the friendly atmosphere at our physician owned-and-operated facility.

Our new **3T MAGNETOM Trio with Tim** MRI System reveals exceptional detail. While providing superior ease, reliability and comfort, the system also provides visualization of microscopic detail that can aid our board-certified radiologists differentiate what might be hazardous from what is benign. With such results, your health-care team can provide you with earlier diagnosis and treatment.

ULTRASOUND

- General
- Musculoskeletal
- OB/Gyn
- Vascular

3T Imaging

offers exceptional service to area physicians and patients. Our team is dedicated to providing an unparalleled experience.

You can expect:

- Quick scheduling with same-day appointments
- Accurate reports within 12 hours
- On-site radiologists available for consultation with your physician
- Images available to referring offices via film, CD-ROM, or Internet viewing
- Indoor and outdoor parking

X-RAY

- Digital X-Ray
- Arthrography
- Myelography

16-SLICE CT

Our CT Scanner is engineered specifically for multi-slice scanning, featuring a unique detector system that provides super-thin slices for crystal clear images. The slices offer the same resolution in all three dimensions, yielding the most accurate data.

High-resolution, 16-slice CT technology offers diagnostic advantages:

- Non-invasive alternative to angiography
- Clearer anatomical visualization
- Metal artifact reduction
- Multiplanar Reconstructions

16-slice CT technology has dramatically advanced and broadened the range of CT applications from orthopedics, to angiography, to cardiology, and beyond.

Applications include:

- CT Angiography for Stenosis and Aneurysm Evaluation (*Aorta, Carotid, Cerebral, Coronary, Peripheral, Renal*)
- Kidney Stone Evaluation
- Orthopedic Evaluation

